

S.K. Energy Development Pvt. Ltd.  
Ghattekulo, Kathmandu - 29

**Balance Sheet**  
As at Ashad 32, 2079 (July 16, 2022)

<u>Particulars</u>	<u>Sch.</u>	<u>This Year</u> <u>Amount NRs.</u>	<u>Last Year</u> <u>Amount NRs.</u>
<b>Capital &amp; Liabilities</b>			
<b>Capital &amp; Reserves</b>			
a) Share Capital	1	48,131,900.00	6,000,000.00
i) Accumulated Profit & Loss	2	-	-
a) Un Secured	3	-	-
<b>Grand Total</b>		<b>48,131,900.00</b>	<b>6,000,000.00</b>
<b>Assets</b>			
Fixed Assets	5	62,393,088.00	-
CWIP Assets - Project Operational Expenses	4	33,547,347.00	22,578,529.00
<b>Current Assets (A)</b>			
Inventory	6	-	-
Trade & Other Receivables	7	6,765,883.00	2,756,845.00
Cash and Other Balance	8	3,945,643.50	429,293.00
Prepaid Expenses, Advances & Deposits	9	-	533,387.00
<b>Total (A)</b>		<b>10,711,526.50</b>	<b>3,719,525.00</b>
<b>Less : Current Liabilities &amp; Provisions (B)</b>			
Trade & Other Payables	10	19,999,710.00	12,590,110.00
Provisions	11	3,807,764.50	7,707,944.00
Other Liabilities	12	34,712,587.00	-
<b>Total (B)</b>		<b>58,520,061.50</b>	<b>20,298,054.00</b>
<b>Net Current Assets (A -B)</b>		<b>(47,808,535.00)</b>	<b>(16,578,529.00)</b>
<b>Grand Total</b>		<b>48,131,900.00</b>	<b>6,000,000.00</b>

Significant Accounting Policies and Notes 16  
The schedule 1 to 16 form an integral part of these Financial Statements

  
  
 Parshu Ram Rai  
 Director

As per our report of even date  
  
 Auditor  
 Keshab KC  
 Keshab KC & Associates

**S.K. Energy Development Pvt. Ltd.**  
**Ghattekulo, Kathmandu - 29**  
**Income Statement**

For the period from Shrawan 01, 2078 to Ashad 32, 2079 (July 16, 2021 to July 16, 2022)

<u>Particulars</u>	<u>Sch.</u>	<u>This Year</u> <u>Amount NRs.</u>	<u>Last Year</u> <u>Amount NRs.</u>
Sales Proceeds	13	-	-
Less: Costs of Goods sold	15	-	-
<b>Gross Profit</b>		-	-
Administrative Expenses	14	-	-
<b>Operating Profit</b>		-	-
Depreciation		-	-
<b>Profit before Bonus &amp; Tax</b>		-	-
Staff Bonus		-	-
<b>Profit/(Loss) before Tax</b>		-	-
Current Tax Expenses		-	-
Deferred Tax Income/(Expenses)		-	-
Prior Period Expenses		-	-
<b>Net Profit ( Loss ) after Tax</b>		-	-
<b><u>Appropriation</u></b>			
Profit/(Loss) up to Previous Year		-	-
Proposed dividend		-	-
<b>Profit (Loss) transferred to Balance Sheet</b>		-	-

The schedule 1 to 16 form an integral part of these Financial Statements

As per our report of even date

  
 Parshu Ram Rai  
 Director



  
 Auditor  
 Keshab KC  
 Keshab KC & Associates

S.K. Energy Development Pvt. Ltd.

Ghattekulo, Kathmandu - 29

Cash Flow Statement

For the period from Shrawan 01, 2078 to Ashad 32, 2079 (July 16, 2021 to July 16, 2022)

Particulars	<u>This Year</u> <u>Amount NRs.</u>	<u>Last Year</u> <u>Amount NRs.</u>
<b>A. Cash flow from Operating Activities</b>		
Net Profit/(Loss) before tax	-	-
Depreciation	-	-
<b>Operating Cash flow before Change in WC</b>	-	-
Decrease(Increase) in Current assets	(3,475,651.00)	(1,000,000.00)
Increase (Decrease) in Current liabilities	38,222,007.50	8,572,124.02
<b>Cash flow from Operation</b>	<b>34,746,356.50</b>	<b>7,572,124.02</b>
<b>B. Cash flow from Investing Activities</b>		
Sale (Purchase) of Fixed assets or inv.	(73,361,906.00)	(7,150,258.00)
<b>Net Cash flow from Investing Activities (B)</b>	<b>(73,361,906.00)</b>	<b>(7,150,258.00)</b>
<b>C. Cash flow from Financing Activities</b>		
Capital Inflow	42,131,900.00	-
<b>Net Cash flow from Financing Activities ( C )</b>	<b>42,131,900.00</b>	-
<b>Net Increase(Decrease) in cash = A+B+C</b>	<b>3,516,350.50</b>	<b>421,866.02</b>
Cash and bank balance at the beginning of the year	429,292.99	7,426.97
<b>Cash and bank balance at the end of the year</b>	<b>3,945,643.49</b>	<b>429,292.99</b>

  
-----  
Parshu Ram Rai  
Director



As per our report of even date

  
-----  
Auditor  
Keshab KC  
Keshab KC & Associates



## S.K. Energy Development Pvt. Ltd.

Ghattekulo, Kathmandu - 29

Schedule performing Balancing Financial Statement

Detail of Share Capital :

Schedule - 1

Particulars	<u>This Year</u> <u>Amount NRs.</u>	<u>Last Year</u> <u>Amount NRs.</u>
A. Authorized Share Capital 500000 Shares @ Rs. 100	50,000,000.00	50,000,000.00
B. Issued Share Capital 500000 Shares @ Rs. 100	50,000,000.00	50,000,000.00
C. Paid Up Share Capital 481319 Shares @ Rs. 100	48,131,900.00	6,000,000.00
<b>Total</b>	<b>48,131,900.00</b>	<b>6,000,000.00</b>
<b>Detail Of Paid up Share Capital :</b>		
C. Paid Up Share Capital 481319 Shares @ Rs. 100	48,131,900.00	6,000,000.00
<b>Total</b>	<b>48,131,900.00</b>	<b>6,000,000.00</b>

Detail Of Paid up Share Capital :	<u>This Year</u> <u>Amount NRs.</u>	<u>Last Year</u> <u>Amount NRs.</u>
Santosh Shrestha	16,531,100.00	-
Bir Bahadur Rai	2,845,700.00	-
Parshu Ram Rai	2,523,300.00	600,000.00
Nim Nuru Sherpa	2,523,000.00	600,000.00
Ang Dorji Lama	2,423,800.00	1,200,000.00
Bishwa Shrestha	2,329,000.00	-
Dawa Jangmu Shrestha Lama	1,866,000.00	-
Dipak Rai	1,255,500.00	480,000.00
Kedar Nath Karki	1,189,100.00	480,000.00
Damber Bahadur Karki	1,189,100.00	480,000.00
Ganesh Budhathoki	1,189,100.00	480,000.00
Dinesh Thapa	1,189,100.00	-
Dilip Kumar Khatiwada	1,126,000.00	-
Gelje Lama 327	1,000,000.00	1,200,000.00
Ang Nuri Lama	800,000.00	-
Gelje Lama 2022	777,200.00	-
Pashupati Poudel	625,200.00	-
Sanu Kaji Chhun Shrestha	620,300.00	-
Nira Shrestha Baidhya	619,600.00	-
Jotsana Dahal	532,500.00	-
Binaya Shrestha	525,600.00	-
Krishna Parsad Ghimire	480,000.00	480,000.00
Rajeshwor Shrestha	400,000.00	-
Ganesh Bahadur Timilsina	319,500.00	-
Bijaya Shrestha	300,600.00	-
Bishnu Prasad Adhikari	300,000.00	-
Subina Bajracharya	272,100.00	-
Ganesh Man Singh Karki	261,900.00	-



Dipak Dhungel	250,000.00	-
Prachad Kumar Malla	250,000.00	-
Shanti Shrestha	230,700.00	-
Tulasi Ram Timilsina	115,700.00	-
Laxmi Prasad Ojha	115,700.00	-
Ramesh Dahal	115,700.00	-
Gita Dahal	115,700.00	-
Jamuna Rijal	115,700.00	-
Ghanashyam Ojha	115,700.00	-
Mesuka Kafle	115,700.00	-
RamSundar Bake	115,700.00	-
Atithi Shrestha	115,700.00	-
Binod Rai	115,200.00	-
Amber Bahadur Mabo	115,200.00	-
Nabina Rai	115,200.00	-
	<b>48,131,900.00</b>	<b>6,000,000.00</b>

#### Reserve & Accumulated Profit

Particulars	<u>Schedule - 2</u>	
	This Year Amount(Rs.)	Last Year Amount(Rs.)
Accumulated Profit till Last Year	-	-
Proposed dividend	-	-
Profit for the period	-	-
<b>Total</b>	-	-

#### Additional investment

Particulars	<u>Schedule - 3</u>	
	<u>This Year</u> Amount NRs.	<u>Last Year</u> Amount NRs.
A. <u>Secured Loan</u>		
Share Investment	-	-
loan From Directors	-	-
<b>Total</b>	-	-

#### Inventories

Particulars	<u>Schedule-6</u>	
	<u>This Year</u> Amount NRs.	<u>Last Year</u> Amount NRs.
Stock (Inventory)	-	-
Closing Stock at Site , Store , Shop	-	-
<b>Total</b>	-	-



Dipak Dhungel	250,000.00	-
Prachad Kumar Malla	250,000.00	-
Shanti Shrestha	230,700.00	-
Tulasi Ram Timilsina	115,700.00	-
Laxmi Prasad Ojha	115,700.00	-
Ramesh Dahal	115,700.00	-
Gita Dahal	115,700.00	-
Jamuna Rijal	115,700.00	-
Ghanashyam Ojha	115,700.00	-
Mesuka Kafle	115,700.00	-
RamSundar Bake	115,700.00	-
Atithi Shrestha	115,700.00	-
Binod Rai	115,200.00	-
Amber Bahadur Mabo	115,200.00	-
Nabina Rai	115,200.00	-
	<b>48,131,900.00</b>	<b>6,000,000.00</b>

#### Reserve & Accumulated Profit

Particulars	<u>Schedule - 2</u>	
	This Year Amount(Rs.)	Last Year Amount(Rs.)
Accumulated Profit till Last Year	-	-
Proposed dividend	-	-
Profit for the period	-	-
<b>Total</b>	-	-

#### Additional investment

Particulars	<u>Schedule - 3</u>	
	<u>This Year</u> Amount NRs.	<u>Last Year</u> Amount NRs.
<b>A. Secured Loan</b>		
Share Investment	-	-
loan From Directors	-	-
<b>Total</b>	-	-

#### Inventories

Particulars	<u>Schedule-6</u>	
	<u>This Year</u> Amount NRs.	<u>Last Year</u> Amount NRs.
Stock (Inventory )	-	-
Closing Stock at Site . Store . Shop	-	-
<b>Total</b>	-	-



**Business & Other Receivables****Schedule - 7**

<b>Particulars</b>	<b><u>This Year</u> <u>Amount NRs.</u></b>	<b><u>Last Year</u> <u>Amount NRs.</u></b>
Advance & Receivables / Payables	-	-
Advance for Work	4,009,038.00	
Advance for Work Last Year	2,756,845.00	2,756,845.00
<b>Total</b>	<b>6,765,883.00</b>	<b>2,756,845.00</b>

**Cash & Bank Balance****Schedule - 8**

<b>Particulars</b>	<b><u>This Year</u> <u>Amount NRs.</u></b>	<b><u>Last Year</u> <u>Amount NRs.</u></b>
A. Cash Balance	466,636.53	2,500.00
A. Century Bank Balance	3,063,751.97	-
B. Rastriya Banijya Bank Balance	415,255.00	426,793.00
<b>Total</b>	<b>3,945,643.50</b>	<b>429,293.00</b>

**Prepaid expenses, advances, loans and deposits****Schedule - 9**

<b>Particulars</b>	<b><u>This Year</u> <u>Amount NRs.</u></b>	<b><u>Last Year</u> <u>Amount NRs.</u></b>
Advance Parshu Ram Rai		433,387.00
Other Advance Neem Nuru Sherpa		100,000.00
<b>Total</b>	<b>-</b>	<b>533,387.00</b>



**Trade & Other Payable****Schedule - 10**

<b>Particulars</b>	<b><u>Till This Year</u> <u>Amount NRs.</u></b>	<b><u>Last Year</u> <u>Amount NRs.</u></b>
Ang Dorji Lama	108,201.00	1,327,101.00
Gelge Lama		233,249.00
Bijaya Shrestha		200,516.00
Binay Shrestha	24,916.00	250,516.00
Dawa Jangmu Shrestha Lama	104,544.00	91,560.00
Ganesh Man Singh Karki		192,590.00
Gelge Lama	596,680.00	233,980.00
Gorkha Hydro		224,900.00
Ang Maya Lama		799,599.00
Sabitri Rai		153,692.00
Shanti Shrestha	352,092.00	146,592.00
Tendi Sherpa		288,885.00



Kedar nath Karki	23,500.00	320,000.00
Dipak Rai	143,449.00	840,000.00
ganesh Budhathoki		320,000.00
Dambar bahadur Karki	60,000.00	520,000.00
Krishna Prasad Ghimire	414,100.00	43,000.00
Nim Nuru Sherpa	478,760.00	1,291,160.00
Parshu Ram Rai	594,460.00	2,006,160.00
Rajesh Pathak		24,000.00
Subina Bajracharya		102,610.00
Dilip Kumar Khatiwada	143,900.00	850,000.00
Prachanda Kumar Malla	150,000.00	300,000.00
Bishwo Shrestha	232,616.00	315,000.00
Bir Bahadur Rai	40,992.00	515,000.00
Bishnu Prasad Adhikari	200,000.00	500,000.00
Ang Nuri Sherpa	700,000.00	200,000.00
Rajeshwor Shrestha	-	300,000.00
Santosh Shrestha	5,739,900.00	
Sanu Kaji Chhun Shrestha	34,700.00	-
Jotsana Dahal	21,500.00	-
Ganesh bahadur Timilsina	12,800.00	-
Tulsi Ram Timilsina	4,200.00	-
Laxmi Prasad Ojha	4,200.00	-
Ramesh Dahal	4,200.00	-
Gita Dahal	4,200.00	-
Jamuna Rijal	4,200.00	-
Ghanashyam Ojha	4,200.00	-
Mesuka Kafle	4,200.00	-
RamSundar Bake	4,200.00	-
Atithi Shrestha	4,200.00	-
Binod Rai	836,700.00	-
Amber Bahadur Mabo	940,800.00	-
Nabina Rai	4,300.00	-
Ang Tendi Lama	350,000.00	-
Ananda Mani Raut	988,400.00	-
Anup Niraula	156,000.00	-
Biju Gurung	156,200.00	-
Bimala Baral	208,000.00	-
Bijaya Khatrai	100,000.00	-
Dikki Lama	520,100.00	-
Dendi Lama	300,000.00	-
Dammar Losorund Rai	100,000.00	-
Kandi Sherpa	1,500,000.00	-
Pasang Phuti sherpa	3,000,000.00	-
Sandhiya Thapa	412,400.00	-
Sambay Rai	104,000.00	-
Hari Chandra Khatiwada	104,000.00	-
Rajesh Pathak	3,900.00	-
<b>Total</b>	<b>19,999,710.00</b>	<b>12,590,110.00</b>

Total



Provisions

Schedule - 11

Particulars	<u>This Year</u> <u>Amount NRs.</u>	<u>Last Year</u> <u>Amount NRs.</u>
TDS Audit Fee	750.00	300.00
TDS Payable on Salary	29,840.00	24,951.03
TDS Payable on Rent		114,000.00
TDS Payable on Contract Services		8,893.47
TDS Payable on Vehicle Rent	58,625.00	80,000.00
House Rent Payable	877,500.00	1,444,500.00
Salary Payable	1,192,220.00	4,901,020.00
Vehicle Rent Payables	413,000.00	230,000.00
Other Liabilities TADA Payble	1,060,079.50	884,579.50
Meating Allowances Payble	120,000.00	-
Audit Fee Payable	55,750.00	19,700.00
<b>Total</b>	<b>3,807,764.50</b>	<b>7,707,944.00</b>

Other liabilities

Schedule - 12

Particulars	<u>This Year</u> <u>Amount NRs.</u>	<u>Last Year</u> <u>Amount NRs.</u>
Dilip Kumar Khatiwada	2,925,411.00	-
Karna Bahadur Rai	15,030,335.00	-
Nim Nuru Sherpa	16,756,841.00	-
<b>Total</b>	<b>34,712,587.00</b>	<b>-</b>



**S.K. Energy Development Pvt. Ltd.**  
**Ghattekulo, Kathmandu - 29**  
**Schedule-4 Capital WIP Assets -Summary**

<b>Schedule-4 Capital WIP Assets -Summary</b>	<b>Schedule - 4</b>
Civil Works	
Engineering Design & Drawing	<u>Schedule - 4.1</u> -      -
Environmental Mitigations	<u>Schedule - 4.2</u> -      -
Infrastructure Development Cost	<u>Schedule - 4.3</u> -      -
Intrest During Construction ( to Be Capitalized )	<u>Schedule - 4.4</u> -      -
Metal Works- WIP	<u>Schedule - 4.5</u> -      -
Metal Works- WIP	<u>Schedule - 4.6</u> -      -
Plants & Machinery-WIP	<u>Schedule - 4.7</u> -      -
Pre Operational Expenses	<u>Schedule - 4.8</u> 33,270,447.00      22,578,529.00
Project Insurance	<u>Schedule - 4.9</u> -      -
Site Office Building	<u>Schedule - 4.10</u> -      -
Transmission Line & Interconnection	<u>Schedule - 4.11</u> -      -
Project Supervision & Management	<u>Schedule - 4.12</u> -      -
Vehicle	<u>Schedule - 4.13</u> 276,900.00      -
	<hr/> <hr/>
	<b>33,547,347.00      22,578,529.00</b>

**Civil Works**


<b>Particulars</b>	<b>This Year Amount(Rs.)</b>	<b>Schedule - 4.1 Last Year Amount(Rs.)</b>
Compensation of Retaining Wall		-
Gabion Wall Expenses		-
Exavator Charge		-
<b>Total</b>	<hr/> <hr/>	<hr/> <hr/>

**Engineering Design & Drawing**

<b>Particulars</b>	<b>This Year Amount NRs.</b>	<b>Schedule - 4.2 Last Year Amount NRs.</b>
Feasibility Consultancy Expenses		-
Field & Survey Expenses		-
NEA Expenses		-
NEA Grid Expense		-
Consultancy Fee		-
<b>Total</b>	<hr/> <hr/>	<hr/> <hr/>

**Environmental Mitigations**

<b>Particulars</b>	<b>Till This Year Amount NRs.</b>	<b>Schedule-4.3 Till Last Year Amount NRs.</b>
Environmental Mitigation and Social Contribution	-	-
Internet and Fax and Telephone	-	-
<b>Total Environmental Development Cost</b>	<hr/> <hr/>	<hr/> <hr/>



Infrastructure Development Cost

Schedule-4.4

Particulars	<u>This Year</u> <u>Amount NRs.</u>	<u>Last Year</u> <u>Amount NRs.</u>
Civil Contractor Bill Payment -Access Road Road at Site	- -	- -
<b>Total</b>	<u>-</u>	<u>-</u>

Intrest During Construction ( to Be Capitalized )

Schedule-4.5

Particulars	<u>This Year</u> <u>Amount NRs.</u>	<u>Last Year</u> <u>Amount NRs.</u>
Intrest Loan Processing Fee Commitment Charge		
<b>Total</b>	<u>-</u>	<u>-</u>

Metal Works- WIP

Schedule-4.6

Particulars	<u>This Year</u> <u>Amount NRs.</u>	<u>Last Year</u> <u>Amount NRs.</u>
Metal Contractor Bil Steel Plate Payment Transportation Charge		
<b>Total</b>	<u>-</u>	<u>-</u>

Plants & Machinery-WIP

Schedule-4.7

Particulars	<u>This Year</u> <u>Amount NRs.</u>	<u>Last Year</u> <u>Amount NRs.</u>
Total Station & Prism Shape Equipment Machine Storage Exp Customes Charge		
<b>Total</b>	<u>-</u>	<u>-</u>



**Pre Operational Expenses**


**Schedule-4.8**

Particulars	Current year Pre Op Expenses	<u>Till This Year</u> <u>Amount NRs.</u>	<u>Till Last Year</u> <u>Amount NRs.</u>
Audit Fees	56,500.00	125,400.00	68,900.00
DOED Licence Expenses	2,040,000.00	12,040,000.00	10,000,000.00
NEA PPA Expenses	120,500.00	300,500.00	180,000.00
Field & Surve Expenses	125,820.00	388,140.00	262,320.00
Detail Surveyer Expenses		617,500.00	617,500.00
Office Rent	315,000.00	2,400,000.00	2,085,000.00
Bank Charges		1,360.00	1,360.00
Office Expenses	148,600.00	178,168.00	29,568.00
AGM & Meeting Expenses	275,000.00	338,349.00	63,349.00
Internet and Fax and Telephone		4,700.00	4,700.00
Electricity and water Charges		43,630.00	43,630.00
Salaries, Wages, Insurances	2,984,000.00	8,929,103.00	5,945,103.00
TADA Expenses	768,728.00	868,728.00	100,000.00
Legal Fee		95,750.00	95,750.00
Repair & Maintenances	27,820.00	30,095.00	2,275.00
Printing & Expenses		14,541.00	14,541.00
Advertisement & Notices		2,221.00	2,221.00
Site Visit Expenses	460,244.00	460,244.00	-
Tiffine Expenses	114,150.00	128,637.00	14,487.00
Books and Periodicals		2,221.00	2,221.00
Membership Fees	-	15,000.00	15,000.00
Registration Expenses	-	46,600.00	46,600.00
Transportation Expenses	218,785.00	273,237.00	54,452.00
Misc Expenses	691,771.00	1,321,323.00	629,552.00
Vehicle Hire	2,345,000.00	4,645,000.00	2,300,000.00
<b>Total Administrative Exp.</b>	<b>10,691,918.00</b>	<b>33,270,447.00</b>	<b>22,578,529.00</b>

**Project Insurance**

**Schedule-4.9**

Particulars	<u>This Year</u> <u>Amount NRs.</u>	<u>Last Year</u> <u>Amount NRs.</u>
Insurance For Vehicle		
Project Insurance Expenses		
<b>Total</b>	<b>-</b>	



Site Office Building

Schedule-4.10

Particulars	<u>This Year</u> <u>Amount NRs.</u>	<u>Last Year</u> <u>Amount NRs.</u>
Site Office Building		
Civil Contractor Bill Payment		
<b>Total</b>	<u>-</u>	<u>-</u>

Transmission Line & Interconnection

Schedule-4.11

Particulars	<u>This Year</u> <u>Amount NRs.</u>	<u>Last Year</u> <u>Amount NRs.</u>
Acceer Dog Conductor	-	-
Earthing Items		
Electrical Items	-	-
Insurance Premium		-
Tabular Pole For Transmission Line		-
<b>Total</b>	<u>-</u>	<u>-</u>

Project Supervision & Management

Schedule-4.12

Particulars	<u>This Year</u> <u>Amount NRs.</u>	<u>Last Year</u> <u>Amount NRs.</u>
Carriage		-
Consultancy Fee-fee		
Insurance Expenses-Vehicle		
Labour Charge		
Malpot Expenses		
Office Potty Expenses		
Registration and Renewal-Vehicle		
Site Office Expenses		
Site Visit Allowances		
<b>Total</b>	<u>-</u>	<u>-</u>

Vehicle

Schedule-4.13

Particulars	<u>This Year</u> <u>Amount NRs.</u>	<u>Last Year</u> <u>Amount NRs.</u>
Bike	276,900.00	
<b>Total</b>	<u>276,900.00</u>	<u>-</u>



**S.K. Energy Development Pvt. Ltd.**  
 Ghattekulo, Kathmandu - 29  
 Period Covering 2078/04/01 To 2079/03/32  
 Schedule of Fixed Assets & Detail

S. No.	Particulars	Rate %	As of 2078.03.31	Gross Block Addition For The Period	Total Till 2079.03.32	Depn till 2078.03.31	Depreciation For the The Period	Till This Till 2079.03.32	Schedule - 5	
									Net Block Bal 2079/03/32	Net Block Balance as on 2078.03.31
1	Land	-	-	62,393,088.00	62,393,088.00	-	-	-	62,393,088.00	-
2	Building	5	-	-	-	-	-	-	-	-
3	Furnitures & Fixtures	25	-	-	-	-	-	-	-	-
4	Vehicle	20	-	-	-	-	-	-	-	-
5	Machine & Equipment	15	-	-	-	-	-	-	-	-
6	Other	-	-	-	-	-	-	-	-	-
	<b>Total</b>			62,393,088.00	62,393,088.00	-	-	-	62,393,088.00	-

  
 Parshu Ram Rai  
 Director

  
 Keshab KC & Associates

S.K. Energy Development Pvt. Ltd.				
Ghattekulo, Kathmandu - 29				
Period Covering 2077/04/01 To 2078/03/31 ( 16-Jul-2020 to 15-Jul-2021)				
Annex 13				
S.N.	Particular			Amount
1	<b>Paid up Capital</b>			48,131,900.00
2	Surplus Till Last Year			-
3	<b>Surplus for the Period</b>			-
4	Drawing / Dividend Distribution			-
5	<b>Funds</b>			-
6	Provision			-
7	<b>Deffered Tax Liability</b>			-
8	Long Term & Midterm Loan			-
9	Current Liabilities			58,520,061.50
10	<b>Land</b>			62,393,088.00
11	Other Depreciable Assets			-
12	<b>Investments</b>			-
13	Stock in hand			-
14	Loand & Advances			10,711,526.50
15	Other Current Assets			-
16	Sales			-
17	Cost of Goods Sold			-
18	Gross Profit			-
19	Other Indirect Income			-
20	Total Income			-
21	Staff Expenses			-
22	Office Opereational Expenses			-
23	Other Expenses			-
24	Provisional Expenses			-
25	Surplus Before interest and Depn			-
26	<b>Depreciation</b>			-
27	Interest			-
28	<b>Surplus before Tax</b>			-
29	Tax Expenses			-
30	<b>Tax for the Period</b>			-
31	Tax of previous Periods			-
32	Deffered Tax			-
33	Surplus transferred to B/S			-

